









Financial Health Indicators 2022/23

Appendix 7

Indicator	Current Performance	
<p><u>Debtors</u> Level of outstanding general debtors more than 6 months old does not exceed £14.7m (Current Performance – £18.5m)</p>		
<p><u>Payments to suppliers</u> At least 90% of invoices have been paid within 30 days of us receiving them during the last quarter (Current Performance – 97.7%) This reflects early payments to suppliers to help them with cashflow during the pandemic.</p>		
<p><u>Monitoring</u> Quarterly financial monitoring reports have been issued to Cabinet during the last 12 months</p> <p>The council's most recent revenue outturn forecast did not vary by more than +/-2% when compared to the overall revenue budget</p> <p>Quarterly monitoring reports of progress against MTFS savings have been produced for the Senior Leadership Team during the last 12 months</p>	<div style="display: flex; flex-direction: column; align-items: center; justify-content: center;">          </div>	
 Indicator not met	 Indicator not met by small margin	 Indicator met